

FENDT

700 Series / 800 Series / 900 Series
MODEL YEAR 2015



There are a few among the few.





Not everyone is up this early
Or out so late.

Fewer are out feeding at sunrise
And hauling at sunset.

Not everyone expects as much from their tractor.
But for those who do, a Fendt makes all the difference.

That difference is in how it's built and what it can do.
And from the moment you sit in one,

You understand why the best run operations run Fendt.



Our years of innovation define the modern tractor.

Fendt created the technology to solve many historical farming challenges, and this innovation helps you get the job done faster, better and more efficiently.

First stepless transmission.

First front-axle suspension.

First cab suspension.

First terminal in a tractor.

Pioneered tractor/implement control systems.

Introduced stabilization control and reactive steering.

Pioneered electronically controlled spool valves for hydraulics.

First with cab-controlled tire pressure regulation system.

Keeping an eye on the bottom line.





It's not just the accountant's job. Efficiency in every task and engine hour can add profit to your operation. That's why our Fendt tractors are designed to provide efficient power and performance. With the world's first and most tested Continually Variable Transmission linked to a revolutionary engine-control system, power is applied exactly where needed and conserved when possible.

Like the farmers that use them, Fendt tractors can execute a wide variety of tasks with minimal pauses in between. With features like a front-mounted three-point hitch, a low weight-to-power ratio and an extremely adaptable hydraulic system, Fendt tractors are built to tackle multiple and diverse activities across the day, season and year.





The 2015 Fendt 700/800/900

Fendt has 14 available models in three different series, depending on how much horsepower you need. We offer two versions: Profi (standard) and ProfiPlus (premium).



700 Series

<i>Model</i>	<i>PTO Power</i>	<i>Engine Max Power</i>
714	110 hp / 84 kW	145 hp / 107 kW
716	130 hp / 98 kW	165 hp / 121 kW
718	145 hp / 109 kW	180 hp / 132 kW
720	165 hp / 124 kW	185 hp / 136 kW
722	185 hp / 136 kW	205 hp / 162 kW
724	195 hp / 147 kW	240 hp / 176 kW

800 Series

<i>Model</i>	<i>PTO Power</i>	<i>Engine Max Power</i>
822	185 hp / 136 kW	220 hp / 162 kW
824	205 hp / 150 kW	240 hp / 176 kW
826	225 hp / 165 kW	260 hp / 191 kW
828	245 hp / 180 kW	280 hp / 206 kW

900 Series

<i>Model</i>	<i>PTO Power</i>	<i>Engine Max Power</i>
927	225 hp / 168 kW	270 hp / 199 kW
930	250 hp / 186 kW	300 hp / 221 kW
933	275 hp / 205 kW	330 hp / 243 kW
936*	300 hp / 223 kW	360 hp / 265 kW

** Only available in Canada.*

Power systems



We calculate horsepower levels by ECE R24 standards, with all engine auxiliaries attached, along with the fan and radiator. Most other manufacturers list a 97/68/EC rating with the fan and radiator removed. We believe publishing realistic horsepower ratings provides you with the power you expect.

ENGINES

- Rugged, reliable, high-torque Deutz engines
- SCR (selective catalytic reduction) technology for fuel-efficient compliance with Tier 4F emission standards
- Electronic engine control
- 31 mph (50 kmh) transport speed






Responsive power and maximum efficiency come together in every Fendt tractor, regardless of the model. While the Fendt 700 and 800 Series feature a 6.06-liter, six-cylinder Deutz diesel engine, the 900 Series boasts a tough 7.8-liter, six-cylinder Deutz diesel. Both utilize Fendt SCR (selective catalytic reduction) technology to provide up to 10 percent better fuel economy and higher torque rise (up to 43 percent) than previous models all while meeting Tier 4 Final emissions standards.

UNHINDERED ENGINE PERFORMANCE

Some Tier 4F engines require a diesel particulate filter that must be cleaned or replaced, which requires injecting fuel in the exhaust stream to elevate exhaust temperatures to clean the filter. Our system is different. Our simpler system saves diesel exhaust fluid (DEF) and fuel, regardless of speed and load using SCR/cEGR (cooled external exhaust gas recirculation).

The advanced SCR/cEGR technology incorporates cooled external exhaust gas recirculation, a maintenance-free coated soot filter and SCR for exhaust gas treatment that helps the engine run better, longer and cooler. Because exhaust gas is treated externally, the engine can be tuned for 100 percent optimum fuel efficiency and do what it does best: produce unrestricted power and torque.



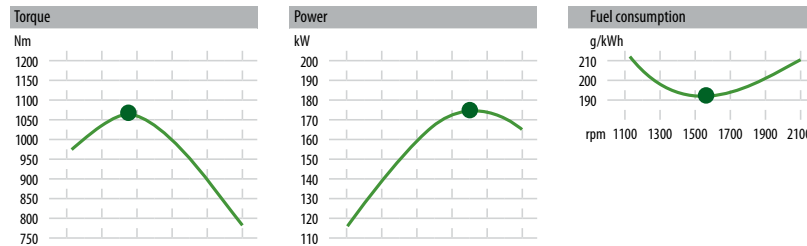
POWER AND RELIABILITY

The tried and proven six-cylinder Deutz engine on the Fendt 700 Vario delivers 110 to 195 PTO hp with a top speed of 32mph. With a 6.06-liter capacity, 4 valves per cylinder and common rail injections, the engine is designed for maximum performance and load capacity. With the engine and transmission continually coordinated, a high overall efficiency can be achieved.

ECONOMICAL AND ENVIRONMENTALLY FRIENDLY

The Fendt 700 Vario is equipped with SCR exhaust technology and is especially fuel-efficient. The coated soot filter does not require the injection of fuel into the exhaust line and saves fuel. Despite a low rated speed of 2,100 rpm, the new Fendt 700 Vario delivers full performance in the field and on the road.

Engine Characteristics



Maximum engine efficiencies are achieved through ideally coordinated components: turbocharger with water-cooled waste gate actuator, fuel pre-filter with thermostatic valve and air intake, which provides for a high air flow without requiring an intake pipe on the cab pillar. The fuel consumption indicator not only monitors the current consumption, but also logs the consumption for different operations. Furthermore, it assists the operator in maintaining an efficient driving style.

EMISSION SYSTEMS



SCR (Selective Catalytic Reduction) exhaust gas after-treatment

With SCR technology, exhaust is after-treated with diesel exhaust fluid (DEF), a 32.5 percent solution of urea, which converts nitrous oxides (NOx) into nontoxic nitrogen and water. Commercial vehicles consume DEF, the standard urea-water solution, at an average of 7 percent of their diesel consumption, depending on the operation. DEF is readily available at filling stations or through AGCO Parts.

External Cooled Exhaust Gas Recirculation

The external cooled exhaust gas recirculation ensures that the nitrogen oxides NOx are already reduced before they reach the exhaust line. That means less DEF is required in the exhaust line to reduce nitrogen oxides further.



Coated Soot Filter

The passive coated soot filter is regenerated while driving and does not need to be actively started. No additional fuel is required for regeneration. The coated soot filters in Fendt tractors are designed for a long life; replacement is not necessary.



The fuel pre-filter with thermostatic valve allows the tractor to start reliably, even when outside temperatures are very low. The radiator and filter are arranged for ease of maintenance.

Engines (800 & 900)

MORE DYNAMICS AND SPEED STABILITY

With up to 280 and 360 hp maximum output on the 800 and 900 Vario, these engines deliver massive power. The six-cylinder Deutz engine, featuring a common rail high-pressure injection system and 6.06- or 7.8-liter capacity, provides tremendous pulling power. A high injection pressure of 2,000 bar ensures fine aerosol and the best combustion in the engine.

HIGH LEVEL OF CONSTANT POWER

Twin-charging ensures pure dynamics with fuel-saving driving characteristics. The torque curve is well-rounded in the low speed range, so that more power is already available. The engine also has a large constant power range.

CHARGE-AIR INTERCOOLER

The air that has been pre-compressed in the low pressure turbocharger is cooled down by an additional charge-air intercooler before being further compressed in the high-pressure turbocharger.



LEADING-EDGE ENGINE TECHNOLOGY

- Six-cylinder Deutz engine with a 6.06- or 7.8-liter capacity and common rail injection: up to 360 hp maximum output
- Large tank capacity for long workdays:
FT800
Diesel: 132 gals or 500 L
DEF: 13.2 gals or 50 L

FT900
Diesel: 158.5 gals or 600 L
DEF: 9.5 gals or 36 L
- Tank cap with lock
- Engine brake
- Automatic maximum output control 2.0
- New cylinder head increases durability
- Lockable hood

A. Fuel Pre-Filter

When the temperatures outside are icy, the fuel pre-filter guides the pre-heated fuel directly back for injection and not to the tank, until the diesel has reached an adequate temperature. The injection process always runs reliably.

B. Steel Pistons

The cylinder pistons on the Fendt 900 Vario are made of steel. They are highly stable and have a long lifetime.

C. Reversible Fan

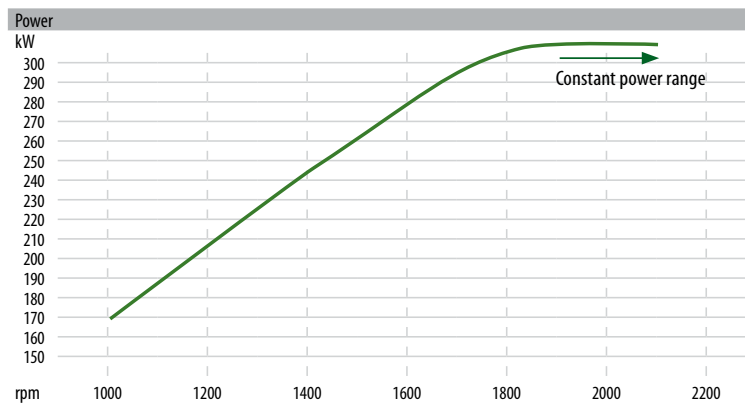
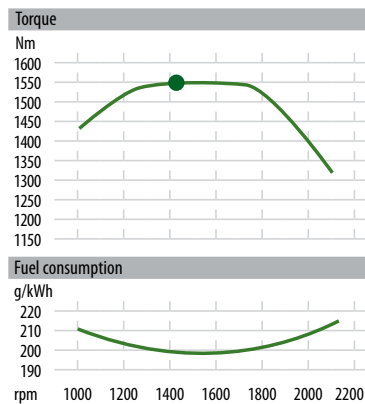
The reversible fan on the 800 and 900 Vario cleans only as much as is required: as little as possible. The fan can reverse the air stream automatically, so the cooler elements are effectively blown clean. What's special: Depending on the cooling requirements, the position of the fan blades is adjusted to increase the cooling efficiency, which also positively affects fuel efficiency.

D. High-pressure injection pumps

We have increased the number of injection pumps from two to three so that 50 percent more power is available. The lower load on the individual pumps ensures a longer lifetime.



Engine Characteristics



The air that has been pre-compressed in the low-pressure turbocharger is cooled down by an additional charge-air intercooler before being further compressed in the high-pressure turbocharger.

The 800 and 900 Vario are equipped with six-cylinder Deutz engines. The main factor driving the engine's lively and efficient behavior is the twin-charging design: the first turbocharger, a charge-air intercooler, a second turbocharger and another intercooler. That design ensures that the engine receives plenty of oxygen, which leads to a more efficient combustion process.



Continuously Variable Transmission



Fendt designed and introduced the first Continuously Variable Transmission more than 20 years ago. Today, there are more than 100,000 Vario transmissions in operation worldwide.

The Fendt Vario transmission is what top-performing farmers have asked for: stepless travel that lets the operator utilize the power reserves normally hidden in the areas between gears, allowing seamless application of speed and power. The Fendt CVT design requires no clutch packs or creeper speed gearboxes (the built-in creeper speed can travel as slow as 66 feet per hour for specialized applications).

Four different transmission models within the 700/800/900 Series power range in order to match transmission size to horsepower ratings.

Two speed ranges ensure maximum efficiency in the field and on the road.

Range I — 0.01 to 21 mph (0.02 to 33.8 kph) forward
0.01 to 12.4 mph (0.02 to 20 kph) reverse

Range II — 0.01 to 31 mph (0.02 to 50 kph) forward
0.01 to 20.5 mph (0.02 to 33 kph) reverse

Four independent cruise speed settings — two in field range and two in road range — can be stored and selected with the touch of a key on the control console. Speed ratio settings can also be made via the Varioterminal.

Four different acceleration rates, which can be adjusted independent of engine speed, are selected by sliding the switch on the joystick — even if the tractor is moving.

A reverser switch on the left side of the steering column permits quick direction changes and stop-and-go functions that are especially valuable for loader work.

A foot pedal switch transfers ground speed control to the foot pedal for hands-free travel speed control. This feature is ideal in applications like crop harvesting, which require a constant engine speed to maintain hydraulic flow or a set PTO speed, while varying the ground speed.

No special oil is required for the Vario transmission and there's no risk of contamination, thanks to separate transmission and hydraulic oil supplies.

Transmission oil change is only required every 2,000 hours for low maintenance costs and less downtime.

CUTTING-EDGE ENGINE AND TRANSMISSION TECHNOLOGY

- Six-cylinder engines with a 6.06- or 7.8-liter capacity and common rail injection: up to 360 hp maximum output at 1,800 rpm
- SCR technology for compliance with emissions standard Tier 4 Final and excellent fuel efficiency
- Vario transmission for stepless driving from 0.01 to 31 mph
- Tractor Management System (TMS) and automatic maximum output control are standard
- Optimum weight-power ratio of 33 kg/hp (724 Vario)
- Lockable engine hood
- Prefilter with thermostatic bypass valve



Joystick/ Pedal

The driving mode can be selected individually: speed can be controlled with either the pedal or the joystick.



Easy Access

The engine compartment is easy to access, even when the front loader mounting parts are attached. The one-piece hood with two separate side panels can be opened without tools.



TMS / Max output control

Thanks to the TMS and the automatic maximum output control, the tractor automatically adjusts the engine speed.

SEAMLESS PERFORMANCE

With the stepless Fendt Vario transmission, you can drive at the ideal speed for your task. Without needing to shift gears and with speeds from 0.01 mph to a maximum speed of 31 mph, you can operate your tractor conveniently with the multifunction joystick.

GO TO THE LIMIT WITH FULL POWER

The automatic maximum output control ensures the engine is always running in the ideal speed range. That keeps power ready for the task at hand while saving fuel.

The engine regulates load limits automatically, keeping engine and transmission synchronized to provide efficient power. In kick-down mode, the tractor accelerates quickly.



The Fendt Vario transmission is a hydrostatic-mechanical power split drive. With increasing speed, the share of the mechanical power transmitted through the planetary set increases. The hydrostats can be swung 45 degrees and have a high operating pressure of max. 550 bar – this ensures exceptional efficiency.

Chassis

With a weight-to-power ratio of as little as 64 lbs/hp (Model 936), Fendt tractors are strong for their size. In fact, the load capacities on most Fendt models are first-in-class in their categories. That's because Fendt tractors are built tough to handle massive loads, whether they're on a loader, the front 3-point hitch or attached to the back of the tractor.

The low unladen weight, or base weight, inherent in Fendt tractors has even more benefits beyond the weight-to-power ratio. It allows a higher permissible payload. A lighter weight tractor also means less soil compaction and less unnecessary weight to move around when it's not needed, which translates into greater fuel savings.

PERFORMANCE AND COMFORT

The entire chassis of the Fendt 700 Vario has been perfectly designed for demanding operations and fast transport.

- Self-leveling front axle suspension with 100 mm suspension travel
- Pneumatic dual-circuit braking system with one-pedal or steering clutch brake
- TMS pedal mode with adjustment of deceleration through thrust detection
- Automatic trailer steering axle lock
- 100% differential locks for front and rear

FAST TRANSPORT AND HIGH PAYLOAD

A robust cast half frame, which enables a permissible gross weight of up to 15 tons, carries the load on the Fendt 700 Vario. With a high payload of 6,020 kg, the compact high-horsepower tractor has plenty of reserves for heavy implements. The self-leveling front axle suspension has a 100-mm suspension travel for optimum play. It provides comfort and safety with an especially direct transmission of pulling power, even with heavy loads.

The design of the suspension on the 700 Vario enables maximum ride comfort in the field and on the road. The combination of front axle suspension, cab suspension and seat suspension, which provide a driving sensation on par with passenger cars, was adopted from the high-horsepower tractors.

Shock load stabilizing prevents the tractor and implement from bouncing by actively counteracting movements using the hydraulics. It reduces pitching movements so you benefit from improved steering safety and greater ride comfort.

The VarioActive superimposed steering system allows a stronger steering ratio to be activated. It adapts itself to steering movements and driving speed and provides more comfort during front loader work, at the headlands or in tight farmyards.

The front axle, which has a suspension system as standard, enables high payloads along with the best ride comfort. The +/- 50 mm suspension travel absorbs uneven surfaces very well. The swing angle of 8 degrees ensures stability while driving. A front axle steering angle of 52 degrees guarantees maximum maneuverability.





Braking, tires and wheels



Regardless of the model or payload, the front and rear axle on each Fendt Series was designed to handle the horsepower and permissible axle loads. The adaptable drivetrain also incorporates four-wheel braking to stop those big loads, even at high transport speeds, for greater safety, optimum brake force distribution and full steering capability while stopping.

700 Series — Utilizes a booster-supported multi-disc braking system with sintered facings that lowers energy waste and improves efficiency. Front wheels are braked by automatic 4WD engagement and a disc brake on the cardan shaft.

800 Series — Slow-turning hydraulically actuated, wet, multi-disc brakes supported by two front braking options: a single-circuit system that brakes through automatic 4WD engagement or a dual-circuit system (35,274 lb. permissible gross vehicle weight) with an additional disc brake in the transmission on the cardan shaft.

900 Series — Two 10-inch wet brakes feature single-circuit pneumatic actuation via two Tristop cylinders with front braking via automatic 4WD engagement. An optional dual-circuit pneumatic system uses a disc brake on each wheel to provide reliable stopping power, even without 4WD engagement. Both systems include an air dryer for maximum safety.

Regardless of the model or brake system, you can count on shorter stops.

WHEEL AND TREAD WIDTH CHOICES

Fendt offers tire and wheel choices to meet every need, including options for row-crop applications and large-diameter tires for greater traction and flotation.

Fendt also offers a wide range of ballast weights, including front weights and rear axle weights in various sizes to balance the load and optimize traction.



NEW VARIOGRIP TIRE PRESSURE REGULATION (800 & 900 SERIES ONLY)

A new fully integrated tire pressure regulation system provides up to 15 percent more tractive power, while significantly reducing surface pressure for less soil compaction.

Controlled through the Varioterminal, this proprietary Fendt option allows two different pressures to be saved for the front and rear axles, permitting quick tire inflation between the field and road, or vice versa. You'll enjoy less tire wear, lower rolling resistance, lower fuel costs and greater stability and safety.





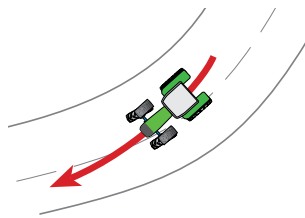
Front axle suspension

Front axle suspension is included as standard equipment on Fendt Tractors. External suspension cylinders, mounted directly between the axle and frame, provide long suspension travel for unmatched comfort regardless of the load or implement.

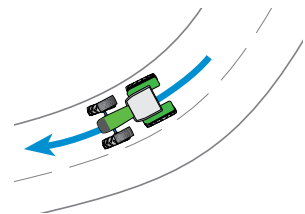
The self-leveling axle, in combination with the rugged frame, also provides ample payload for heavy-duty, front-mounted implements, as well as large loads of hay, rock or dirt in a front-mounted loader. Yet, the system can be locked via the multi-function armrest for precise control of front-mounted implements without any effect on steering or axle pivoting.

Optional **Fendt Stability Control** takes steering precision, driving stability and braking safety to completely new levels. At speeds above 12.4 mph (20 kph), FSC locks the front axle suspension cylinders and dampens side-to-side movement to ensure maximum stability during transport. When speeds drop below the FSC threshold, the system automatically disengages to ensure maximum ground contact with all four tires.

WITHOUT FSC



WITH FSC

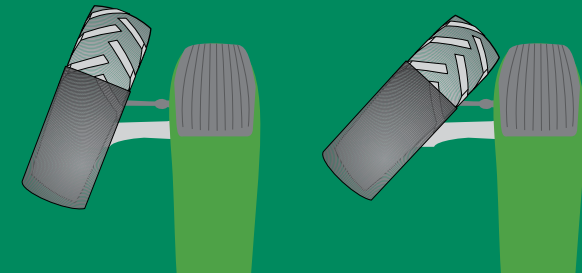


Enhanced steering control and transport speeds up to 31 mph allow for reduced travel times.

Differential lock and/or all-wheel drive can be engaged or disengaged under full power in all conditions with a touch of the keypad. Choose permanent 4WD or automatic mode, which deactivates the 4WD at speeds greater than 12.5 mph and/or a steering angle over 25 degrees.

VarioActive Superimposed Steering (standard on ProfiPlus versions) provides a variable steering ratio when activated and depending on travel speed for best-in-class maneuverability. At slower speeds and headlands, it makes fast turns, with one turn of the steering wheel providing full steering angle, meaning the system is ideally suited for loader work or headland turns.

At speeds above 5 mph, there is a linear reduction of the function to where one steering wheel turn equals 23.6 to 26.6 degrees of front wheel turn, depending upon the series.



*Without VarioActive
1 turn of the
steering wheel = 26.6°*

*With VarioActive
1 turn of the
steering wheel = 43.3°*

Fendt Reaction Steering provides the operator with steering feedback and ensures better straight-ahead control when traveling at high transport speeds.

Hydraulics and 3-point hitch systems



Up to six electrohydraulic double-acting valves

Up to 10-ton rear 3-point lift capacity

Three front 3-point hitch options

Fender controls for linkage, valves and PTO

HIGH-CAPACITY HYDRAULICS

A high-volume, variable-displacement axial piston pump supplies the precise pressure and volume needed by the steering system, front and rear 3-point hitch systems and all auxiliary remote valves. Choose from the standard system or the optional high-volume system to meet the demands of today's larger equipment and hydraulically powered motors.

700 Series – 40 gpm standard; 50 gpm optional.

800 and 900 Series – 40 gpm standard; 54 gpm optional.

A separate hydraulic oil supply and reservoir, separate from the transmission, ensures adequate flow at all times, extends service intervals and helps prevent transmission contamination.



FULLY ADJUSTABLE REMOTE VALVES

With up to six hydraulic remote connections available, Fendt 700/800/900 Series tractors offer enough hydraulic capacity to handle virtually any job in their power class.

700 Series — five electro-hydraulic double-acting valves at the rear and two at the front (one on 714, 716 and 718).

800 and 900 Series — six electro-hydraulic, double-acting valves at the rear and two at the front.

Optional equipment also includes a power beyond connection with patented pressure control and double connect-under-pressure couplings.

Using the integrated controls on the Varioterminal, the operator can adjust the flow rate for lifting, the flow rate for lowering and actuation time, in addition to locking and unlocking each remote and setting it to the free-floating position.

FINGERTIP CONTROL

Experience complete command of hydraulic functions via the joystick, crossgate lever and/or armrest fingertip controls. Spool valve controls can be assigned in any combination to match operator preference. Simply pan to the valve assignment page in the Varioterminal and make the appropriate selections.



3-point hitch

HEAVYWEIGHT CHAMPIONS

Today's mounted implements call for a tough 3-point hitch that can handle everything from a planter loaded with seed and fertilizer to a crop sprayer filled with liquid. Fortunately, Fendt tractors have the hitch systems to handle the load. And, like everything on a Fendt tractor, the system is enhanced with plenty of convenience and control:

- Simple operation and the ability to change settings at the lift control module or Varioterminal
- Easy adjustment of lift height, lift and lower speed, position control, draft control, wheel slip control and wheel slip control sensitivity
- Active shock damping during transport of heavy implements
- Outside controls on both rear fenders
- Mechanical or hydraulic lateral stabilization
- Park position for rear linkage

FRONT 3-POINT HITCH

Fully integrated into the tractor mainframe for maximum strength and a compact profile, the front 3-point hitch offers both strength and flexibility. Controlled by its own hydraulic valve, separate from working hydraulics, the front power lift provides shock dampening and high lift capacity to handle heavy implements, chemical tanks or just a 3-point-mounted ballast weight.

Plus, only Fendt offers three different options on the front linkage to fit the customer's needs best:

- Standard Front Power Lift with single-acting lift capabilities.
- Comfort Front Power Lift with double-acting lift capabilities and position control.
- Comfort Front Power Lift with double-acting lift, position control and adjustable load relief control, which allows the hitch to float — a feature that is particularly valuable when using a front-mounted mower, snow blower, front blade, etc.

All three configurations feature a cast-iron lower link frame for close coupling, foldable and removable lower links, and shock load stabilization for maximum comfort and safety.



The ability to produce down-force pressure on the front (optional) and/or rear 3-point hitch is particularly valuable when operating certain types of tillage equipment — or for simply raising the tractor to install or remove dual wheels.

With up to 22 hydraulic, mechanical and electrical connections at the front and rear of the unit, Fendt tractors offer more versatility than any tractors in their power class.

PTO system

Economy settings are standard

Optional front PTO

PTO rotation speed reached at 1,900 engine rpm

Electro-hydraulic speed selection

THE RIGHT SPEED FOR THE RIGHT JOB

Fendt Efficient Technology is incorporated into every part of a Fendt tractor, including the PTO system. It starts with two speeds (540 and 1,000) available on all models and at least one economy setting on every model to match virtually any need, thanks to electro-hydraulic speed selection. Economy settings are particularly valuable for reducing fuel usage, noise and vibration when powering light loads.

700 Series — 540/540E/1000/1000E standard

800 and 900 Series — 1000/1000E rpm standard; 540E/1000 rpm optional.

- PTO-driven implements can be driven at a constant speed while varying ground speed.
- Modulated and electronically controlled engagement ensures extremely smooth start-up, regardless of the load.
- Engine speed is adjusted automatically, as needed, upon PTO actuation.
- Overload protection prevents abrupt engine stalling through the PTO.
- There is only one gear step between the engine crankshaft and the PTO shaft for unparalleled PTO efficiency.

Engage or disengage the rear PTO system:

- Manually via buttons on the Variocenter
- Manually via engage/disengage buttons on the multifunction joystick
- Manually via buttons on both rear fenders
- Automatically as determined by the position of the 3-point lift arm with disengagement position adjustable in the dashboard display

OPTIONAL FRONT PTO

The integrated design of the 700, 800 and 900 Series tractors provides the added option of a factory-installed front PTO for powering front-mounted implements.

- 1000 rpm
- 21 spline shaft
- Counter-clockwise rotation

Fendt loaders

Integral design and fit

Crossgate lever control

New advanced electronic features

PERFECT FOR LOADER WORK

There's not a loader tractor on the market that can beat the agility and productivity of a Fendt 700 Series model. Fitted with a factory-installed Fendt Cargo or CargoProfi loader, it functions as one perfect unit.

The integrated crossgate lever — which controls two remote hydraulic valves with a single lever — is the first hint of productivity. Consider, too, the maneuverability and traction of front-wheel-assist and the shuttle shifting capability of the Vario transmission, which can be actuated from the joystick or from the shift lever on the steering wheel adjustment.



Fendt cargo loaders



AN INTEGRAL FIT

Specifically designed for the 700 Series, Fendt cargo loaders feature rugged, high-tensile steel construction and a full line of interchangeable attachments. Equally important, the integral fit on the pre-installed sub-frame ensures simple mounting and removal, as well as easy access to all tractor service points.

Other unique features include:

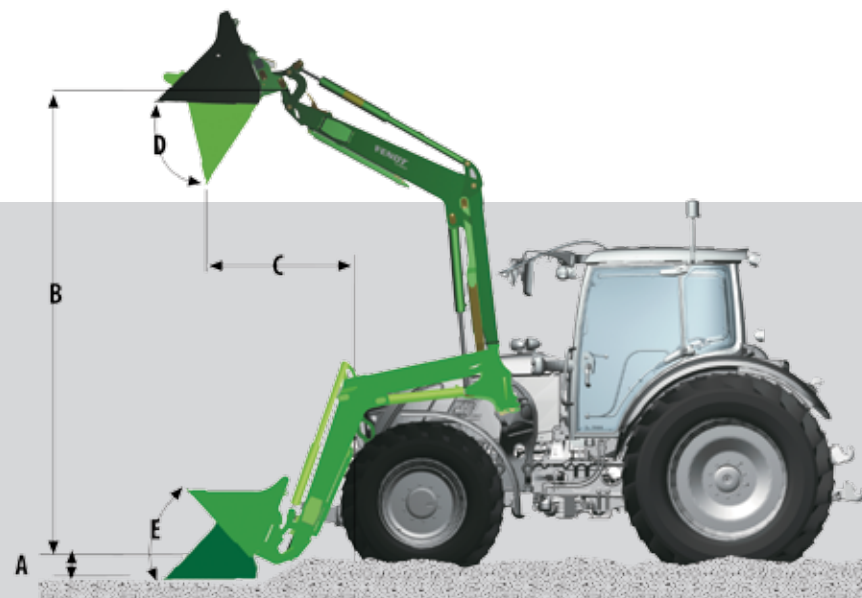
- Automatic attachment lock.
- All hydraulic lines and hoses are routed inside the frame.
- The large-diameter bronze bearing sleeves have their own lubrication for less wear and a longer service life.
- Hydraulic valves and dampening are protected in the cross member.
- Optimum view of the raised loader and attachment.
- The valve assembly is integrated into the frame.
- The standard-equipment multi-coupler allows faster, easier loader connection and removal.



CARGO OR CARGOPROFI

Choose the standard CARGO loader with its optional damping system reservoirs, or step up to the new CARGOProfi loader, the most advanced front-end loader on the market. Both offer faster work flow and more comfortable ergonomics in loader/tractor applications.

Industry-leading time and labor-savings features designed into the CARGOProfi include an electronic weighing function, return to dig, return to dump, memory functions (e.g., total weight of bales on the truck), speed-dependent damping, end position damping and a shake function to remove sticky material from the bucket. The CARGOProfi loader also incorporates a working range limiter, which allows the operator to set a minimum and maximum value for height and tilt angle.



Model	5X/85	5X/90
A Digging depth in. (mm) ¹	9.8 (250)	9.8 (250)
B Lifting height in. (mm) ¹	177 (4,500)	177 (4,500)
C Dumping distance in. (mm) ¹ [B = 11.4 ft. (3.5 m)]	73.6 (1,870)	73.6 (1,870)
C Dumping distance in. (mm) ¹ [B = max.]	42.5 (1,080)	42.5 (1,080)
D Angle of emptying	55°	55°
E Angle of backwards tilt	48°	48°
Lift capacity over full height lbs. (daN)	5,845 (2,600)	6,632 (2,950)
Maximum lift capacity lbs. (daN)	6,744 (3,000)	7,778 (3,460)

¹ = varies depending on tires equipped.

Technology

Fully integrated Varioterminal

VarioGuide satellite-assisted steering

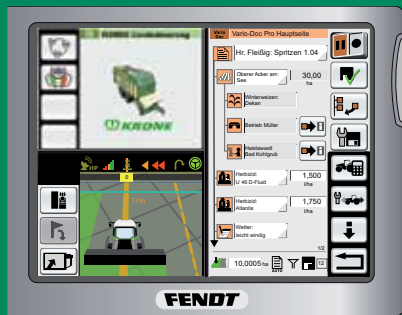
Variotronic implement control

4-IN-1 CONVENIENCE

Fendt established the benchmark for control monitors when it introduced the original Varioterminal. Today, we've raised the bar even higher with the Varioterminal 10.4-B, which is standard equipment in all 800 and 900 Series models and the 700 Series ProfiPlus models (optional in 700 Profi models).

- Control of all tractor settings and adjustments
- Monitoring and control of ISOBUS 11783-compatible implements
- Satellite-assisted steering — VarioGuide
- Monitoring of up to two camera functions
- Documentation (VarioDoc) with Bluetooth
- Section control on ISOBUS 11783-compatible products
- Night mode





Monitor and adjust all tractor functions, including the transmission, hydraulic system, 3-point hitch, headland management system, service and diagnostics.

TOUCHSCREEN OR KEYS

Both the 7-inch and 10.4-inch Varioterminal offer two methods of operation. Simply touch the screen to scroll through the menu, to make adjustments or access information — without having to navigate through numerous terminal pages.

Or you can navigate through the menus and data without removing your gloves by using the keys and rotary control on the side. Both terminals even include a handle grip for more stability when you're on the move.

TECHNOLOGY FEATURES	7" VARIOTERMINAL	10.4" VARIOTERMINAL
Implement memory	15 memory spaces	15 memory spaces
Variotronic TI headland management	22 steps	22 steps
ISOBUS implement control	Standard control via multi-function joystick and terminal	Standard control via multi-function joystick and terminal
Camera ports	N/A	2
Number of applications viewed at a time	1 or 2	1, 2, 3 or 4
Viewing options	–	Quarter, half or full screen
Number of languages	26	26
VarioDoc	Optional	Standard
VarioDoc Pro	Optional	Optional
VarioGuide ready	N/A	Standard
VarioGuide	N/A	Optional
Internal memory	1 GB	4 GB
USB power supply jack	–	1
VarioActive steering	N/A	Standard

Technology

SIMPLE DATA MANAGEMENT

Field data and documentation become more important every year. Fortunately, the 10.4" Varioterminal includes VarioDoc for recording relevant data with minimum effort.

- Easily recall already stored obstacles and ditches in the field.
- Quickly recall stored waylines for the active field.
- Adjust guidance to change the angle of work or create a controlled traffic pattern to avoid compaction.
- Enter field data and information for follow-up analysis in the office.
- Create job programs in the office and transfer them to the terminal for implementation (compatible with Farm Works).
- Bluetooth capabilities permit wireless data transfer.
- Record fuel consumption, distance, area worked, etc. for each field and compare the effect of different driving strategies and implement settings on fuel consumption and productivity.
- The VarioDoc Pro option adds data transfer via mobile radio and GPS-positions data, which records stand-still time, field detection, etc.

VARIOTRONIC IMPLEMENT CONTROL

Monitor and control all ISOBUS 11783-compliant implements, including balers, planters, sprayers, etc., without the need for additional monitors or control boxes in the cab. Simply "plug and play" for seamless operation, saving time, money and needless installations.

- Up to 12 functions can be controlled at the same time, depending on the implement.
- Up to four applications can be displayed simultaneously on the 10.4" Varioterminal.
- Several ISOBUS implements can be operated at the same time (via screen change).
- If supported by the implement, operation can even be done by the multi-function joystick.

The heart of the Variotronic system is the new 10.4-inch, multi-function Varioterminal. With one terminal, the operator is provided with:

- Control of all tractor settings and adjustments
- Monitoring and control of ISO-compatible implements
- Satellite-assisted steering — VarioGuide
- Monitoring of up to two camera functions



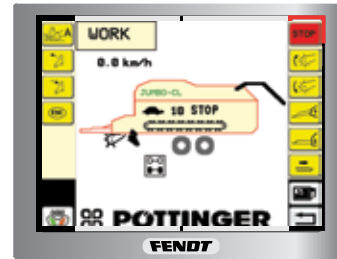
HEADLAND MANAGEMENT

The advanced Variotronics™ Headland Management system can be used to program up to 22 consecutive functions in up to four sequences for up to 15 implements — all activated with the single push of a button on the joystick. The entire sequence, including relevant triggers and seconds to the next step, is displayed on the Varioterminal, and the operator can follow the process and make changes as needed.

VARIOGUIDE SATELLITE-ASSISTED STEERING

Reduce overlapping and crop input costs by an average of 6 percent with the Fendt VarioGuide satellite-guided auto-steering system. Using cutting-edge GPS-based technology, VarioGuide provides hands-free steering along straight, curved or circular (pivots) waylines, providing Fendt owners with a variety of benefits:

- Reduced overlap helps save seed, fertilizer and pesticides for lower input costs.
- Reduced fatigue and improved operator comfort.
- Increased field operating speed for more acres per hour.
- Maximize the full width of the implement for improved efficiency and greater fuel savings.
- Higher work quality through greater attention to the implement.
- Greater productivity at night or in poor visibility conditions.



Fully integrated; not added on

Multiple signal options

Straight, curved or circular waylines



Cab

Job-specific cabs

Mechanical or pneumatic cab suspension

A choice of operator's seats

Reverse station option

COMFORT ZONE

You put in a lot of hours in a tractor ... certainly more hours than you spend at home in the recliner. So why shouldn't your tractor be just as comfortable? We asked ourselves the same question. That's why comfort and tranquility take center stage in a Fendt cab. It starts through the combined forces of an air-ride seat, front axle suspension, cab suspension and a low 68 dB(A) sound level inside the cab.

We also know you use the 700, 800 and 900 Series tractors for different applications. So we equipped them with two different cabs.

VISIOPLUS VISIBILITY – 700 SERIES

Knowing that Fendt 700 Series models are often used for loader work, we designed the exclusive VisioPlus cab. With nearly 17 square feet of glass in a special, one-piece front windshield that curves into the cab roof, it offers nearly triple the upward angle of sight. No more leaning forward to watch the loader. No more stiff neck.

With nearly 65 square feet of glass in total, it provides a clear view of the tires, crop and front- and rear-attached implements. Yet, it has all the comforts of the larger Fendt models.

Learning to get the highest performance from your Fendt tractor is easier than you think. The functional areas of the tractor color coordinate with the controls that operate them.

- **Engine & Transmission** – Joystick movement for increased speed and rapid reverse, throttle, reverser switch on LH steering wheel, foot-pedal switch to transfer ground speed control to the foot pedal, four cruise-control settings, four acceleration rates, TMS/maximum output control
- **Suspension & Lights** – Front axle suspension, cab suspension, dash control functions for field and work lights, rotary beacon, and front and rear wipers
- **Hydraulics** – Hydraulic spool valve switches and cross gate control, front 3-point hitch and rear 3-point hitch controls, left rear fender control for 3-point lift and spool valve control
- **PTO** – Optional front PTO control, rear PTO control and activation, rear PTO speeds and left rear fender control for PTO
- **VarioGuide Auto-Guidance**









x5 Luxury and VisioPlus

X5 LUXURY – 800 AND 900 SERIES

The x5 cab cushions you in complete comfort for those long days in the field, no matter how many hours they last. We don't believe in impaired vision, so we surrounded 124 cubic feet of tranquility with nearly 60 square feet of glass for a full 360 degrees of visibility.

The roomy x5 cab also supports the reverse station option on 800 and 900 Series models with enough space to rotate the seat, steering console and controls.

ENJOY RELAXATION YOUR WAY

Operator comfort begins beneath your feet on a Fendt tractor with a choice of mechanical or pneumatic cab suspension.

700 Series

- Two-point pneumatic system (standard)
- Comfort pneumatic cab suspension (optional)

800 Series — x5 Cab

- Three-point mechanical system (standard)
- Three-point pneumatic system (optional)

900 Series — x5 Cab

- Three-point pneumatic system (standard)

All three options provide integral pitch and yaw compensation and lateral stabilization to prevent bouncing and ensure maximum level-ride comfort.

TAKE A SEAT

In addition to your suspension choice, Fendt allows you to add your selection of operator seat options on all models:

- Comfort seat (air sprung with lumbar support)
- Super Comfort seat (air sprung with seat heater, pneumatic lumbar support, low-frequency suspension)
- Super Comfort Evolution seat (all Super Comfort features, plus air-conditioning)






EVERYTHING AT HAND

Nineteen hundred and twenty! That's the approximate number of hand movements you could save each day, based on 160 headland turns in a 10-hour day, thanks to the new Fendt Vario joystick and crossgate valve.

In addition to complete control of the Vario CVT transmission, the Vario joystick incorporates controls for the front and rear hydraulics and PTO system so you never have to take your eyes off the field or move your hand off the armrest. You can even activate two engine speed memory and cruise-control keys without changing controls.

Next to the joystick, you'll find the standard-equipment crossgate lever, which combines control of two remote hydraulic valves in a single lever. Fendt engineers even made it easy to identify all functions by color-coding membrane keypads and control functions.

Learning to get the highest performance from your Fendt tractor is easier than you think. The functional areas of the tractor color coordinate with the controls that operate them.

-  **Engine & Transmission** – Joystick movement for increased speed and rapid reverse, throttle, reverser switch on LH steering wheel, foot-pedal switch to transfer ground speed control to the foot pedal, four cruise-control settings, four acceleration rates, TMS/maximum output control
-  **Suspension & Lights** – Front axle suspension, cab suspension, dash control functions for field and work lights, rotary beacon, and front and rear wipers
-  **Hydraulics** – Hydraulic spool valve switches and cross gate control, front 3-point hitch and rear 3-point hitch controls, left rear fender control for 3-point lift and spool valve control
-  **PTO** – Optional front PTO control, rear PTO control and activation, rear PTO speeds and left rear fender control for PTO
-  **VarioGuide Auto-Guidance**







Automatic climate control — with a stepless, adjustable fan — allows the operator to pre-select the desired temperature for all-day comfort, summer or winter.

Large external mirrors provide a clear view of large implements for safety on the road and improved productivity in the field. Add the wide-angle option and/or heated mirror and remote control option for added convenience and visibility.

The instrument cluster, which displays speeds, engine temperature, hydraulic oil supply and fuel and DEF levels, moves with the steering column for optimum visibility.

A rear window washer/wiper system is optional for maximum visibility — rain, shine, mud or dust.

The comfortable, cushioned passenger seat can also be used as a table in the folded position.

A shuttle switch on the left side of the steering column allows easy shuttle shifting, making it an ideal feature for loader work.




LIGHT UP YOUR WORLD

Fendt tractors turn night into day, thanks to a totally new lighting concept that permits longer and safer working hours. LED and/or Xenon (optional on some models) lights mounted in the grille and on the A-pillars, fenders and roof illuminate every corner of the work area. A touch-pad lighting control panel makes it easy to select the appropriate lights for the job and then turn them all on or off with a single button. Other user-friendly features include delayed light shutdown for safe exiting, illuminated entrance steps, corner lights and manual headlamp leveling. Deceleration even triggers the brake lights for added safety on the road.



REVERSE STATION OPTION

Perform work in forward or reverse modes with Fendt's exclusive reverse station option (800 and 900 Series only). On equipped models, the entire driving station can be rotated 180 degrees, with the aid of pneumatic assistance, when performing a wide variety of specialized operations, including forestry work, mowing, snow removal, etc.



EXCLUSIVE 300° WIPER

Maintain a clear view of the job and front wheels even when it's raining. Fendt's exclusive windshield wiper features both 180-degree and 300-degree wiping fields on the heated, laminated windshield. Washer jets in the wiper arms further add to the cleaning capacity.



Customer Care



FIRST-CLASS CUSTOMER SUPPORT

For more than eight decades, European farmers have known that a Fendt tractor purchase includes more than a rugged, efficient tractor. That's because it includes Fendt Gold Star Customer Care, which translates into more value and more uptime with:

Full Warranty Protection — As a Fendt tractor owner, you are assured of full warranty protection, with no deductible, for 36 months or 3,000 hours, whichever comes first.

Full Maintenance Coverage — For the first 36 months or 3,000 hours, Fendt will cover all scheduled maintenance, including the cost of oil, filters, belts and maintenance items.

Unmatched Parts Support — Every Fendt sale is backed by industry-leading parts support at the dealership. In the event a Fendt part is not available from your dealer, it will be shipped from the nearest AGCO Parts Distribution Center or the factory by the fastest method possible.

Quick and Simple Error Diagnostics — All sensors and control elements on Fendt 700, 800 and 900 Series models are part of the diagnostic system, so you and your dealer know immediately if there is a problem. Whether the dealer comes to the farm or takes the tractor to the shop, diagnosing a problem is as quick and simple as connecting a laptop computer to the unit. You save time and money through reduced downtime and lower service fees.



Specifications

	714	716	718	720	722	724
ENGINE						
Rated power (kW/hp) (ECE R24)	94 / 128	108 / 148	121 / 165	136 / 185	151 / 205	162 / 220
Max. power (kW/hp) (ECE R24)	107 / 145	121 / 165	132 / 180	147 / 200	162 / 220	176 / 240
Rated PTO power (hp)1	110	130	145	165	185	195
No. of cylinders / cooling	6/water	6/water	6/water	6/water	6/water	6/water
Aspiration	Electronically controlled wastegate turbocharger with air-to-air aftercooling					
Engine Compression Ratio	18:1	18:1	18:1	18:1	18:1	18:1
Cylinder bore / stroke (mm3 / in3)	101/126 / 4/5	101/126 / 4/5	101/126 / 4/5	101/126 / 4/5	101/126 / 4/5	101/126 / 4/5
Cubic capacity (cm3/in3)	6056/370	6056/370	6056/370	6056/370	6056/370	6056/370
Rated engine speed (rpm)	2100	2100	2100	2100	2100	2100
Engine speed at max. power (rpm)	1800	1800	1800	1800	1800	1800
Torque rise (%)	43	40	39	39	39	38
Fuel tank (l/gal)	400/105	400/105	400/105	400/105	400/105	400/105
DEF fluid (l/gal)	38/10	38/10	38/10	38/10	38/10	38/10
Oil change interval (op. hrs.)	500	500	500	500	500	500
Operator sound level dB(A)1	66	66	66	66	66	66
FRONT SUSPENSION						
	Central axle with suspension and swing and 3.9" (100 mm) travel					
TRANSMISSION & PTO						
Type: Continuously variable Vario transmission	ML 140	ML 140	ML 180	ML 180	ML 180	ML 180
Speed range: Range I - field (forward / reverse)	0.02 to 28 kmh / 0.02 to 17 kmh, 0.01 to 17 mph / 0.01 to 11 mph					
Range II - road (forward / reverse)	0.02 to 50 kmh / 0.02 to 33 kmh, 0.01 to 31 mph / 0.01 to 21 mph					
Maximum speed (kmh / mph)	50 / 31	50 / 31	50 / 31	50 / 31	50 / 31	50 / 31
Transmission oil change interval (op. hrs.)	2000	2000	2000	2000	2000	2000
Rear PTO (rpm)	540/540E/1000/1000E					
Front PTO (rpm)2	1000	1000	1000	1000	1000	1000
POWER LIFT						
Displacement pump pressure (200 bar) (l/min / gal/min) (option)	152/40 (193/50)					
Hydraulic Flow Capacity at Remote Valves (l/min / gal/min)	100/26.4					
Rear power lift control	Electro-hydraulic control					
Max Auxiliary Valves (Standard)	7 da; 5 rear, 2 front (4 da)					
Rear power lift capacity, rear linkage on the drawbar (kg, lbs)	6048/13,338					
Front power lift capacity, front linkage (kg, lbs)	540E / 1000 or 1000 / 1000E					
WEIGHTS & DIMENSIONS						
Unladen weight (kg/lbs)	7735/17,052	7735/17,052	7980/17,592	7980/17,592	7980/17,592	7980/17,592
Perm. overall weight (kg/lbs)	12,500/27,557	12,500/27,557	14,000/30,864	14,000/30,864	14,000/30,864	14,000/30,864
Max. vertical hitch load with standard tires and 50kmh (31 mph) (kg/lbs)	2000/4409	2000/4409	2000/4409	2000/4409	2000/4409	2000/4409
Overall length (mm / in)	5240/206	5240/206	5240/206	5240/206	5240/206	5240/206
Overall width (mm / in)	2550/100	2550/100	2550/100	2550/100	2550/100	2550/100
Overall height (mm / in) 6)	3050/120	3050/120	3050/120	3050/120	3050/120	3050/120
Ground clearance (mm / in) 3)	552/22	552/22	552/22	552/22	552/22	552/22
Wheelbase (mm / in)	2783/110	2783/110	2783/110	2783/110	2783/110	2783/110
Min. turning circle (m / ft)	5.5/18 ⁴⁾	5.5/18 ⁴⁾	5.5/18 ⁴⁾	5.5/18 ⁴⁾	5.5/18 ⁴⁾	5.5/18 ⁴⁾
ELECTRICAL EQUIPMENT						
Starter (kW / A)	4.0/333	4.0/333	4.0/333	4.0/333	4.0/333	4.0/333
Battery (V /Ah)	12/180	12/180	12/180	12/180	12/180	12/180
Alternator (V /A)	14/200	14/200	14/200	14/200	14/200	14/200

700 Models: ¹⁾ = manufacturer's estimate subject to revision upon receipt of official test results, ²⁾ = Optional, ³⁾ = with standard tires, ⁴⁾ = w/o steering clutch brake, with 480/70R28, ⁵⁾ = w/o steering clutch brake, with 540/65R30, ⁶⁾ = +49 mm/2 in. with VarioGuide

	822	824	826	828	927	930	933	936*
ENGINE								
Rated power (kW/hp) (ECE R24)	162 / 220	176 / 240	191 / 260	206 / 280	199 / 270	221 / 300	243 / 330	265 / 360
Max. power (kW/hp) (ECE R24)	162 / 220	176 / 240	191 / 260	206 / 280	199 / 270	221 / 300	243 / 330	265 / 360
Rated PTO power (hp) ¹⁾	136 / 185	150 / 205	165 / 225	180 / 245	168 / 225	186 / 250	205 / 275	223 / 300
No. of cylinders / cooling	6 / water	6 / water	6 / water	6 / water	6 / water	6 / water	6 / water	6 / water
Aspiration	Twin turbos with intermediate intercooler and air-to-air aftercooling				Twin turbos with intermediate intercooler and air-to-air aftercooling			
Cylinder bore / stroke (mm ³ / in ³)	101/126 / 4/5	101/126 / 4/5	101/126 / 4/5	101/126 / 4/5	110/136 / 4.3/5.4	110/136 / 4.3/5.4	110/136 / 4.3/5.4	110/136 / 4.3/5.4
Cubic capacity (cm ³ / in ³)	6057 / 370	6057 / 370	6057 / 370	6057 / 370	7750 / 473	7750 / 473	7750 / 473	7750 / 473
Rated engine speed (rpm)	2100	2100	2100	2100	2100	2100	2100	2100
Torque rise (%)	32	31	31	30	26	25	24	24
Fuel tank (l/gal)	505 / 133	505 / 133	505 / 133	505 / 133	600 / 159	600 / 159	600 / 159	600 / 159
DEF fluid (l/gal)	50 / 13	50 / 13	50 / 13	50 / 13	36 / 9.5	36 / 9.5	36 / 9.5	36 / 9.5
Oil change interval (op. hrs.) ²⁾	500	500	500	500	500	500	500	500
Operator sound level dB(A) ³⁾	68	68	68	68	70	70	70	70
FRONT SUSPENSION								
	Wishbone, maintenance-free suspension w/ exterior spring cylinders and 4.8" (120 mm) travel				Independent, maintenance-free suspension with 12" (300 mm) travel			
TRANSMISSION & PTO								
Type: Continuously variable Vario transmission	ML220	ML220	ML220	ML220	ML260	ML260	ML260	ML260
Speed range: Range I - field (forward / reverse)	0.02 to 35 kmh / 0.02 to 25 kmh 0.01 to 22 mph / 0.01 to 15 mph				0.02 to 35 kmh / 0.02 to 25 kmh 0.01 to 22 mph / 0.01 to 15 mph			
Range II - road (forward / reverse)	0.02 to 50 kmh / 0.02 to 33 kmh 0.01 to 31 mph / 0.01 to 21 mph				0.02 to 50 kmh / 0.02 to 33 kmh 0.01 to 31 mph / 0.01 to 21 mph			
Maximum speed (kmh / mph)	50 / 31	50 / 31	50 / 31	50 / 31	50 / 31	50 / 31	50 / 31	50 / 31
Transmission oil change interval (op. hrs.)	2000	2000	2000	2000	2000	2000	2000	2000
Rear PTO (rpm)		1000 / 1000E or 540E / 1000				1000 / 1000E or 540E / 1000		
Front PTO (rpm) ³⁾	1000	1000	1000	1000	1000	1000	1000	1000
POWER LIFT								
Displacement pump pressure (200 bar) (l/min / gal/min) (option)		152 or 205 / 40 or 54				152 or 205 / 40 or 54		
Hydraulic Flow Capacity at Remote Valves (l/min / gal/min)		100 / 26.4				100 / 26.4		
Optional high flow hydraulic valve (l/gal)		140 / 37				140 / 37		
Rear power lift control		Electro-hydraulic control				Electro-hydraulic control		
Max Auxiliary Valves (Standard)		8 da; 6 rear, 2 front (4 da)				8 da; 6 rear, 2 front (4 da)		
Rear power lift capacity, rear linkage on the drawbar (kg,lbs) ¹⁾		8500 / 18739				9000 / 19800		
Front power lift capacity, front linkage (kg, lbs)		3755 / 8278				4216 / 9295		
WEIGHTS & DIMENSIONS								
Unladen weight (kg/lbs)	9370 / 20657	9370 / 20657	9370 / 20657	9370 / 20657	10830 / 23876	10830 / 23876	10830 / 23876	10830 / 23876
Perm. overall weight (kg/lbs)								
for 50 kmh (31 mph) (single-circuit brake)	14000 / 30865	14000 / 30865	14000 / 30865	14000 / 30865	15000 / 33069	15000 / 33069	15000 / 33069	15000 / 33069
for 50 kmh (31 mph) (dual-circuit brake)	16000 / 35274	16000 / 35274	16000 / 35274	16000 / 35274	18000 / 39683	18000 / 39683	18000 / 39683	18000 / 39683
Max. vertical hitch load with standard tires and 50kmh (30 mph) (kg/lbs)	2000 / 4409	2000 / 4409	2000 / 4409	2000 / 4409	2000 / 4409	2000 / 4409	2000 / 4409	2000 / 4409
Overall length (mm / in)	5275 / 208	5275 / 208	5275 / 208	5275 / 208	5655 / 223	5655 / 223	5655 / 223	5655 / 223
Overall width (mm / in)	2550 / 100	2550 / 100	2550 / 100	2550 / 100	2550 / 100	2550 / 100	2550 / 100	2550 / 100
Overall height (mm / in)	3280 / 129	3280 / 129	3280 / 129	3280 / 129		3322 or 3353 / 131 or 132		
Ground clearance (mm / in) ⁴⁾	575 / 23	575 / 23	575 / 23	575 / 23	575 / 23	575 / 23	575 / 23	575 / 23
Wheelbase (mm / in)	2950 / 116	2950 / 116	2950 / 116	2950 / 116	3050 / 120	3050 / 120	3050 / 120	3050 / 120
Min. turning circle (m / ft) ⁵⁾	5.5 / 18	5.5 / 18	5.5 / 18	5.5 / 18	6.45 / 21.2	6.45 / 21.2	6.45 / 21.2	6.45 / 21.2
ELECTRICAL EQUIPMENT								
Starter (kW / A)	4.0 / 333	4.0 / 333	4.0 / 333	4.0 / 333	4.0 / 333	4.0 / 333	4.0 / 333	4.0 / 333
Battery (V / Ah)	12 / 180	12 / 180	12 / 180	12 / 180	12 / 180	12 / 180	12 / 180	12 / 180
Alternator (V / A)	14 / 2x160	14 / 2x160	14 / 2x160	14 / 2x160	14 / 2x160	14 / 2x160	14 / 2x160	14 / 2x160

800 Models: ¹⁾ = manufacturer's estimate subject to revision upon receipt of official test results, ²⁾ = is halved when using RME biodiesel, ³⁾ = optional, ⁴⁾ = with 650/85R38, ⁵⁾ = w/o steering brake, with 540/65R30
900 Models: ¹⁾ = Model 936 only available in Canada, ²⁾ = manufacturer's estimate subject to revision upon receipt of official test results, ³⁾ = is halved when using RME biodiesel, ⁴⁾ = optional, ⁵⁾ = with 710/70R42 rear tire, ⁶⁾ = with 710/75R42, ⁷⁾ = depends on tires



AGCO • 4205 River Green Parkway, Duluth, GA 30096 • Fax 770.813.6038

AGCO may at any time, and from time to time, for technical or other necessary reasons, modify any of the data, specifications or warranty of the products described herein. Some equipment shown may be optional. Attention: Photographs in this publication may show protective shields or guards open or removed for the purposes of illustration. Be certain all shields and guards are in place during operation.

Fendt is a worldwide trademark of AGCO • © 2015 AGCO • FT15B001ST (03) 10 PD

FENDT

700 Series / 800 Series / 900 Series Model Year 2015

www.fendt.com