

# 140 | 340 | 540 ARTICULATED LOADERS

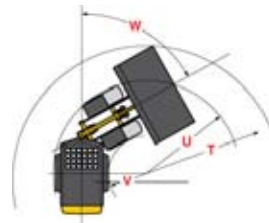
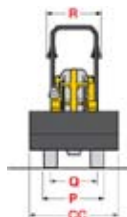
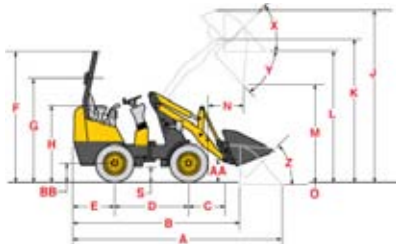
	140 – 2-Post	140 – 4-Post	340 – 2-Post	340 – 4-Post	340 – Cab	540 – 2-Post	540 – 4-Post	540 – Cab
DIMENSIONS	A. Length with Bucket on Ground (mm)	134.6" (3419)	134.6" (3419)	159.4" (4050)	159.4" (4050)	159.4" (4050)	177.6" (4510)	177.6" (4510)
	B. Shipping Length (mm)	107.9" (2741)	107.9" (2741)	131.9" (3351)	131.9" (3351)	131.9" (3351)	149.2" (3790)	149.2" (3790)
	C. Front Wheel Center to Pivot Pin (mm)	19.3" (489)	19.3" (489)	20.4" (517)	20.4" (517)	20.4" (517)	28.5" (723)	28.5" (723)
	D. Wheelbase (mm)	53.1" (1348)	53.1" (1348)	64.1" (1627)	64.1" (1627)	64.1" (1627)	68.5" (1741)	68.5" (1741)
	E. Rear Overhang (mm)	29.1" (738)	29.1" (738)	41.9" (1065)	41.9" (1065)	41.9" (1065)	46.6" (1184)	46.6" (1184)
	F. Height to Top of Cab (mm)	92.1" (2340)	86.2" (2190)	95.3" (2420)	88.9" (2257)	88.9" (2257)	97.4" (2473)	90.9" (2310)
	G. Folded ROPS Height (mm)	73.3" (1862)	N/A	72.5" (1842)	N/A	N/A	74.6" (1895)	N/A
	H. Hood Height (mm)	53.5" (1359)	53.5" (1359)	57.8" (1468)	57.8" (1468)	57.8" (1468)	59.9" (1521)	59.9" (1521)
	J. Maximum Reach Height (mm)	129" (3277)	129" (3277)	134.4" (3415)	134.4" (3415)	134.4" (3415)	142.4" (3617)	142.4" (3617)
	K. Bucket Hinge Pin Height (mm)	106.5" (2705)	106.5" (2705)	112.4" (2855)	112.4" (2855)	112.4" (2855)	120.3" (3055)	120.3" (3055)
	L. Ground Plane to Bucket Edge Height (mm)	98.6" (2504)	98.6" (2504)	104.3" (2650)	104.3" (2650)	104.3" (2650)	112.6" (2860)	112.6" (2860)
	M. Dump Clearance at Full Height (mm)	77.5" (1969)	77.5" (1969)	84.4" (2143)	84.4" (2143)	84.4" (2143)	90.6" (2300)	90.6" (2300)
	N. Dump Reach at Full Height (mm)	15.5" (394)	15.5" (394)	12.3" (312)	12.3" (312)	12.3" (312)	17.5" (445)	17.5" (445)
	P. Width over Tires (mm)	41.3" (1049)	41.3" (1049)	50.4" (1280)	50.4" (1280)	50.4" (1280)	54.3" (1380)	54.3" (1380)
	R. ROPS Width (mm)	32.4" (824)	30.9" (786)	39" (990)	40.6" (1030)	42.6" (1081)	38.8" (985)	40.6" (1030)
	S. Ground Clearance (mm)	7.5" (191)	7.5" (191)	9.6" (244)	9.6" (244)	9.6" (244)	10.4" (265)	10.4" (265)
	T. Turning Radius with Bucket (mm)	99.6" (2530)	99.6" (2530)	118.1" (3000)	118.1" (3000)	118.1" (3000)	126.8" (3220)	126.8" (3220)
	U. Outer Turning Radius (mm)	82.7" (2100)	82.7" (2100)	103.5" (2630)	103.2" (2630)	103.5" (2630)	108.3" (2750)	108.3" (2750)
	V. Inner Turning Radius (mm)	44.1" (1120)	44.1" (1120)	52" (1322)	52" (1322)	52" (1322)	53.7" (1365)	53.7" (1365)
	W. Articulation Angle from Center (mm)	45°	45°	45°	45°	45°	45°	45°
	X. Rollback at Height	40°	40°	39.7°	39.7°	39.7°	45°	45°
	Y. Maximum Dump Angle at Full Height	45°	45°	43°	43°	43°	47°	47°
	Z. Bucket Rollback at Ground	40°	40°	37°	37°	37°	40°	40°
	AA. Attachment Pivot Clearance (mm)	7.8" (197)	7.8" (197)	8.5" (215)	8.5" (215)	8.5" (215)	8.3" (212)	8.3" (212)
	BB. Wheel Radius (mm)	12.8" (324)	12.8" (324)	15.1" (383)	15.1" (383)	15.1" (383)	15.9" (405)	15.9" (405)
	CC. Bucket Width - standard (mm)	44" (1118)	44" (1118)	54" (1372)	54" (1372)	54" (1372)	60" (1524)	60" (1524)
ENGINE	Engine Manufacturer	Yanmar	Yanmar	Yanmar	Yanmar	Yanmar	Yanmar	Yanmar
	Model / Number of Cylinders	3TNV76* / 3	3TNV76* / 3	3TNV88* / 3	3TNV88* / 3	3TNV88* / 3	4TNV88* / 4	4TNV88* / 4
	Displacement (L)	68.1 cu.in. (1.1)	68.1 cu.in. (1.1)	100.2 cu.in. (1.6)	100.2 cu.in. (1.6)	100.2 cu.in. (1.6)	133.6 cu.in. (2.2)	133.6 cu.in. (2.2)
Power (kW) @ 2800 rpm	23.9 hp (17.8)	23.9 hp (17.8)	35 hp (26)	35 hp (26)	35 hp (26)	47 hp (35)	47 hp (35)	
LOAD CAPACITIES	Rated Operating Capacity with Bucket <sup>1</sup> (kg)	960 lbs. (435)	960 lbs. (435)	1760 lbs. (798)	1840 lbs. (834)	1897 lbs. (860)	2460 lbs. (1116)	2524 lbs. (1145)
	Static Tipping Load with Bucket							
	Straight (kg)	1924 lbs. (873)	1929 lbs. (875)	3521 lbs. (1597)	3681 lbs. (1670)	3794 lbs. (1721)	4932 lbs. (2237)	5049 lbs. (2290)
	Full Turn (kg)	1526 lbs. (692)	1547 lbs. (702)	2743 lbs. (1244)	2821 lbs. (1280)	2907 lbs. (1319)	3904 lbs. (1771)	3969 lbs. (1800)
	Static Tipping Load with Pallet Forks							
	Straight (kg)	1443 lbs. (655)	1469 lbs. (666)	2420 lbs. (1098)	2578 lbs. (1169)	2750 lbs. (1247)	3602 lbs. (1634)	3708 lbs. (1682)
Full Turn (kg)	1155 lbs. (524)	1152 lbs. (523)	1889 lbs. (857)	2005 lbs. (909)	2155 lbs. (977)	2817 lbs. (1278)	2939 lbs. (1333)	
Bucket Breakout (kN)	2433 lbf (10.8)	2433 lbf (10.8)	5705 lbf (25.4)	5705 lbf (25.4)	5705 lbf (25.4)	10,749 lbf (47.8)	10,749 lbf (47.8)	
Operating Weight (kg)	3845 lbs. (1744)	3910 lbs. (1774)	5450 lbs. (2472)	5555 lbs. (2520)	5840 lbs. (2649)	7290 lbs. (3307)	7400 lbs. (3357)	
HYDRAULICS	Work Hydraulic System Flow (L/min)	8 gpm (30)	8 gpm (30)	12 gpm (45)	12 gpm (45)	12 gpm (45)	15 gpm (56.8)	15 gpm (56.8)
	Work Hydraulic System Pressure (bar)	3000 psi (207)	3000 psi (207)	3000 psi (207)	3000 psi (207)	3000 psi (207)	3000 psi (207)	3000 psi (207)
	Drive Hydraulic System Pressure (bar)	4640 psi (320)	4640 psi (320)	5000 psi (345)	5000 psi (345)	5000 psi (345)	5940 psi (410)	5940 psi (410)
	Drive Hydraulic Reservoir Capacity (L)	9 gal. (34)	9 gal. (34)	7 gal. (26)	7 gal. (26)	7 gal. (26)	11 gal. (42)	11 gal. (42)
OTHER	Battery	12-volts	12-volts	12-volts	12-volts	12-volts	12-volts	12-volts
	Fuel Tank Capacity (L)	7 gal. (26)	7 gal. (26)	15 gal. (57)	15 gal. (57)	15 gal. (57)	18 gal. (68)	18 gal. (68)
	Maximum Travel Speed (km/hr)	7.8 mph (12.5)	7.8 mph (12.5)	11.5 mph (18.5)	11.5 mph (18.5)	11.5 mph (18.5)	12.4 mph (20)	12.4 mph (20)
	Tire Size - Standard	27 x 10.50-15	27 x 10.50-15	30.5 x 12.5-16.5	30.5 x 12.5-16.5	30.5 x 12.5-16.5	33 x 15.5-16.5	33 x 15.5-16.5

\* - Interim Tier IV Engine

1 - Per SAE J818 and SAE J732

Gehl reserves the right to make changes in specifications at any time without notice or obligation.

## REFERENCE DIAGRAMS



## OWNER DRIVEN

Gehl authorized dealers offer a full line of compact equipment, backed up by exceptional sales, service and parts experience.

For more information on Gehl equipment, call our hotline at **1-800-628-0491** or visit [gehl.com](http://gehl.com)

Gehl Company reminds users to read and understand the operator's manual before operating any equipment. Also, make sure all safety devices and shields are in place and functioning properly.

Gehl reserves the right to add improvements or make changes in specifications at any time without notice or obligation.



West Bend, WI 53095 U.S.A. | Tel: 262-334-9461 | Fax: 262-338-7517



GEHL COMPACT EQUIPMENT



Mixed Sources  
Product group from well-managed forests, controlled sources and recycled wood or fiber

Cert no. SGS-COC-005150  
[www.fsc.org](http://www.fsc.org)  
© 1996 Forest Stewardship Council

# SPECIFICATIONS

articulated loaders

	650 - Canopy	650 - Cab	750 - Canopy	750 - Cab	
DIMENSIONS	A. Length with Bucket on Ground (mm)	199.9" (5077)	199.9" (5077)	205.5" (5220)	205.5" (5220)
	B. Shipping Length (mm)	167.7" (4260)	167.7" (4260)	174.9" (4443)	174.9" (4443)
	C. Front Wheel Center to Pivot Pin (mm)	32.8" (833)	32.8" (833)	36.7" (931)	36.7" (931)
	D. Wheelbase (mm)	79" (2007)	79" (2007)	81.2" (2063)	81.2" (2063)
	E. Rear Overhang (mm)	52.2" (1326)	52.2" (1326)	52.1" (1323)	52.1" (1323)
	F. Height to Top of Cab (mm)	97.1" (2467)	97.1" (2467)	97.5" (2476)	97.5" (2476)
	H. Hood Height (mm)	69.9" (1775)	69.9" (1775)	69.6" (1768)	69.6" (1768)
	J. Maximum Operating Height (mm)	157.8" (4008)	157.8" (4008)	163.8" (4160)	163.8" (4160)
	K. Bucket Hinge Pin Height (mm)	130.5" (3315)	130.5" (3315)	136.8" (3474)	136.8" (3474)
	L. Ground Plane to Bucket Edge Height (mm)	123" (3125)	123" (3125)	129" (3280)	129" (3280)
	M. Dump Clearance at Full Height (mm)	99" (2515)	99" (2515)	106.7" (2710)	106.7" (2710)
	N. Dump Reach at Full Height (mm)	20.9" (529)	20.9" (529)	22.4" (569)	22.4" (569)
	P. Width over Tires - Narrow / Wide (mm)	64.7" / 79.4" (1645 / 2017)	64.7" / 79.4" (1645 / 2017)	68.4" / 77.1" (1736 / 1957)	68.4" / 77.1" (1736 / 1957)
	Q. Tire Gauge	48.4" / 62.8" (1230 / 1595)	48.4" / 62.8" (1230 / 1595)	52.4" / 60.8" (1327 / 1544)	52.4" / 60.8" (1327 / 1544)
	R. ROPS Width (mm)	53.9" (1370)	53.9" (1370)	57.1" (1451)	57.1" (1451)
	S. Ground Clearance (mm)	14.6" (370)	14.6" (370)	12.3" (313)	12.3" (313)
	T. Turning Radius with Bucket (mm)	143.2" (3637)	143.2" (3637)	155.3" (4159)	155.3" (4159)
	U. Outer Turning Radius (mm)	130.3" (3310)	130.3" (3310)	134.2" (3409)	134.2" (3409)
	V. Inner Turning Radius (mm)	62.1" (1577)	62.1" (1577)	63.8" (1620)	63.8" (1620)
	W. Articulation Angle from Center (mm)	45°	45°	45°	45°
	X. Rollback at Height	45°	45°	45°	45°
Y. Maximum Dump Angle at Full Height	45°	45°	45°	45°	
Z. Bucket Rollback at Ground	45°	45°	45°	45°	
AA. Attachment Pivot Clearance (mm)	7.5" (190)	7.5" (190)	7.5" (190)	7.5" (190)	
BB. Wheel Radius (mm)	19.5" (495)	19.5" (495)	19.5" (495)	19.5" (495)	
CC. Bucket Width - standard (mm)	66" (1676)	66" (1676)	84" (2134)	84" (2134)	
ENGINE	Engine Manufacturer	Yanmar	Yanmar	Deutz	Deutz
	Model / Number of Cylinders	4TNV98CT / 4	4TNV98CT / 4	TD 3.6 L4 / 4	TD 3.6 L4 / 4
	Displacement (L)	0.87 gal. (3.3 L)	0.87 gal. (3.3 L)	0.95 gal (3.6 L)	0.95 gal (3.6 L)
	Power (kW) @ 2300 rpm <sup>1</sup>	64.4 hp (48)	64.4 hp (48)	74.3 hp (55)	74.3 hp (55)
LOAD CAPACITIES	Static Tipping Load with Bucket				
	Straight (kg)	6,409 lbs. (2907)	6,743 lbs. (3059)	7,446 lbs. (3378)	7,907 lbs. (3587)
	Full Turn (kg)	4,917 lbs. (2230)	5,244 lbs. (2379)	5,778 lbs. (2621)	6,126 lbs. (2779)
	Static Tipping Load with Pallet Forks				
	Straight (kg)	4,980 lbs. (2259)	5,302 lbs. (2405)	6,044 lbs. (2741)	6,354 lbs. (2882)
	Full Turn (kg)	3,921 lbs. (1778)	4,157 lbs. (1885)	4,793 lbs. (2174)	5,006 lbs. (2271)
	Bucket Breakout (kg)	12,661 lbf (5743)	12,661 lbf (5743)	13,020 lbf (5906)	13,020 lbf (5906)
	Operating Weight (kg)	9,150 lbs. (4150)	9,500 lbs. (4309)	10,540 lbs. (4781)	10,920 lbs. (4953)
HYDRAULICS	Work Hydraulic System Flow (L/min) STD	18.4 gpm (69.5)	18.4 gpm (69.5)	18.4 gpm (69.5)	18.4 gpm (69.5)
	High-Flow Auxiliary Hydraulics - optional (L/min)	25.6 gpm (96.9)	25.6 gpm (96.9)	30.2 gpm (114.3)	30.2 gpm (114.3)
	Work Hydraulic System Pressure (bar)	2,900 psi (200)	2,900 psi (200)	2,900 psi (200)	2,900 psi (200)
	Drive Hydraulic System Pressure (bar)	6,092 psi (420)	6,092 psi (420)	5,511 psi (380)	5,511 psi (380)
	Drive Hydraulic Reservoir Capacity (L)	19.5 gal. (73.8)	19.5 gal. (73.8)	19.5 gal. (73.8)	19.5 gal. (73.8)
OTHER	Battery	12-volt	12-volt	12-volt	12-volt
	Fuel Tank Capacity (L)	25 gal. (95)	25 gal. (95)	27 gal. (102)	27 gal. (102)
	Maximum Travel Speed (km/hr)	7/12/19 mph (11/20/30)	7/12/19 mph (11/20/30)	5/12/19 mph (8/20/30)	5/12/19 mph (8/20/30)
	Tire Size - Standard	405 / 70-20	405 / 70-20	405 / 70-20	405 / 70-20

<sup>1</sup> Per ISO 14396

Gehl reserves the right to make changes in specifications at any time without notice or obligation.

For more information on Gehl equipment, visit

[gehl.com](http://gehl.com)

## TIRE OPTIONS

HIGH FLOTATION



Ag / Industrial Tires

NON-DIRECTIONAL SELF-CLEANING



On / Off Road / Industrial Tires

AG/INDUSTRIAL HYBRID UNIVERSAL

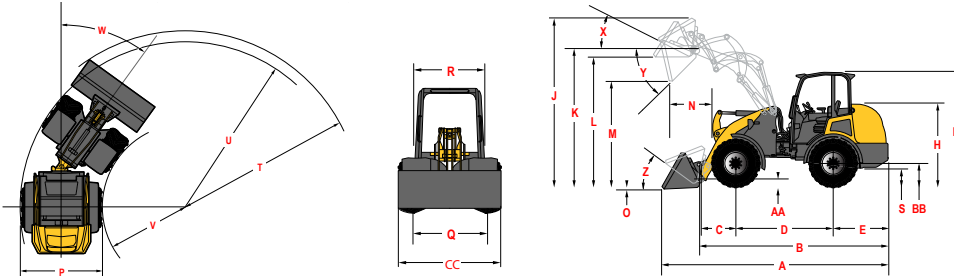


On / Off Road Tires

Gehl reminds users to read and understand the operator's manual before operating any equipment. Also, make sure all safety devices and shields are in place and functioning properly.

Gehl reserves the right to add improvements or make changes in features and specifications at any time without notice or obligation.

### REFERENCE DIAGRAMS



**GEHL**

West Bend, WI 53095 U.S.A. | Tel: 262-334-9461 | Fax: 262-338-7517



Find us on Facebook

GEHL COMPACT EQUIPMENT



GEHL1859